


Sensor Mounting Brackets

Several types of brackets are available to facilitate the mounting of Al-Tek speed sensors. Threaded brackets for 3/8-24, 5/8-18 and 3/4-20 threads are generally used with passive sensors with one locknut. Active, zero-velocity sensors and passive, chisel-point sensors that require specific alignment should be used with unthreaded brackets and two locknuts.

Bracket material is non-magnetic, 303 stainless steel; locknuts are also non-magnetic stainless steel or plated brass.

Sensors and brackets should be attached to a frame free of excessive vibration to prevent spurious indications when the gear is stopped or turning at very slow speeds. Refer to sensor specifications for proper air gap and alignment with gear (target) rotation.

Caution: Too small an air gap, especially with excessive run-out, may cause the gear to strike the sensor and make it inoperative.



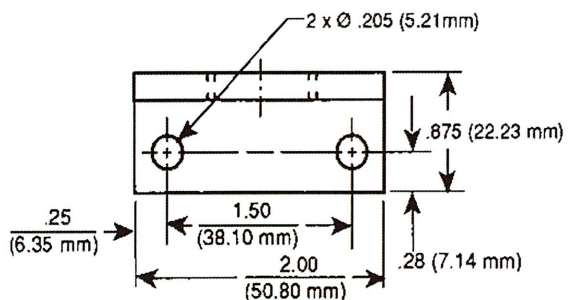
Threaded Brackets		
Thread Size	Bracket Part No.	One Turn Advances
3/8-24 UNF-2B	646-310-0006	.042"
5/8-18 UNF-2B	646-310-0007	.056"
3/4-20 UNEF-2B	646-310-0008	.050"

Net Weight: 4 oz. max.

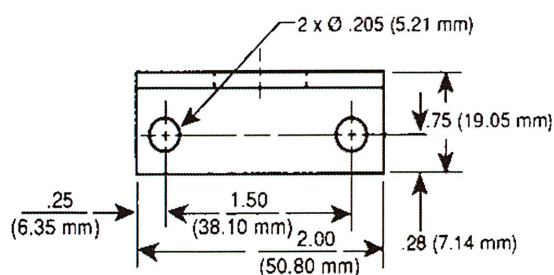
Unthreaded Brackets		
Thread Size Of Sensor	Hole Diameter	Bracket Part No.
3/8-24 UNF-2A	.390"	646-140-0009
5/8-18 UNF-2A	.640"	646-140-0010
3/4-20 UNEF-2A	.765"	646-140-0015

Net Weight: 2 oz. max.

Dimensions in inches and (mm).



Threaded Bracket



Unthreaded Bracket